

Stepps – Digital Clocks (2018)



All clocks have been programmed (Option 03) for the new time controls of GCL, DCL & LCL - all moves in **75 mins (1Hr 15)**

Powering off/on will reset to this time control!


To start using the clock – power it on underneath!

The clock will remember the last time control set (03) so just press the

far right button with the **tick**



Then press the **middle button** to accept the settings



Make sure the rocker is in the **up position for the White side** and then press the **middle button to start the game!**

Additional Notes

(1) Position the rocker for White

If this is wrong – just press the rocker to reverse it!

There is also a small White and Black king on the display.



(2) Pausing the clock

If you need to pause the game - use the middle pause button.



(4) If 03 is not displayed on power up

Simply press  or  to adjust it to 03